



RİZE TİCARET BORSASI



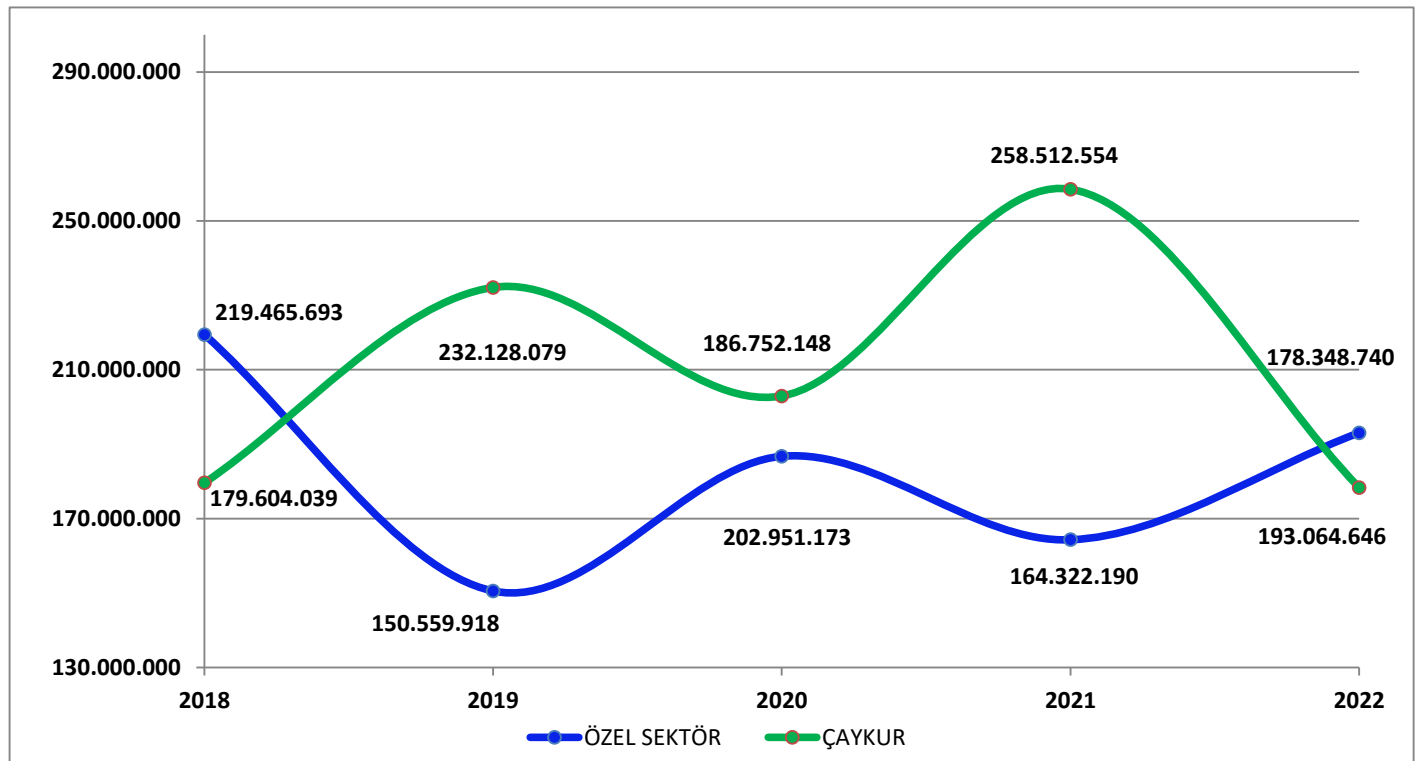
2018 - 2022 YILLARI 1. SÜRGÜN YAŞ ÇAY ALIMLARI

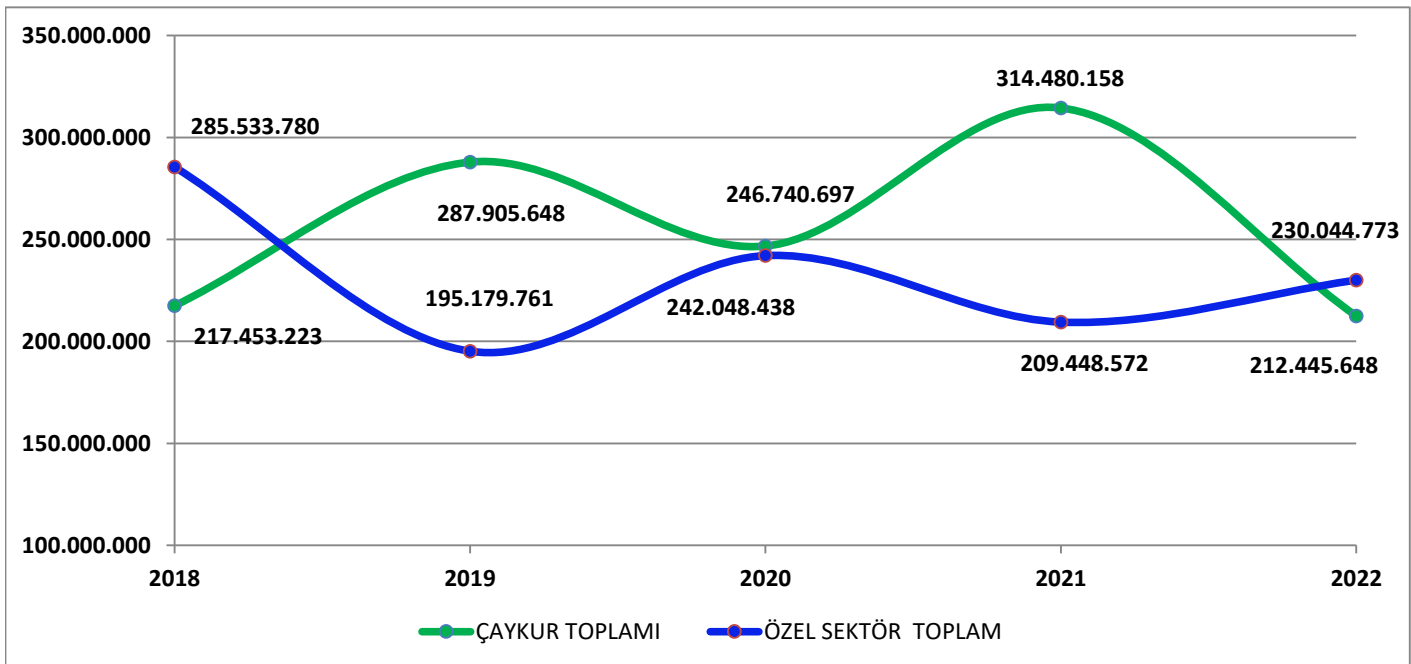
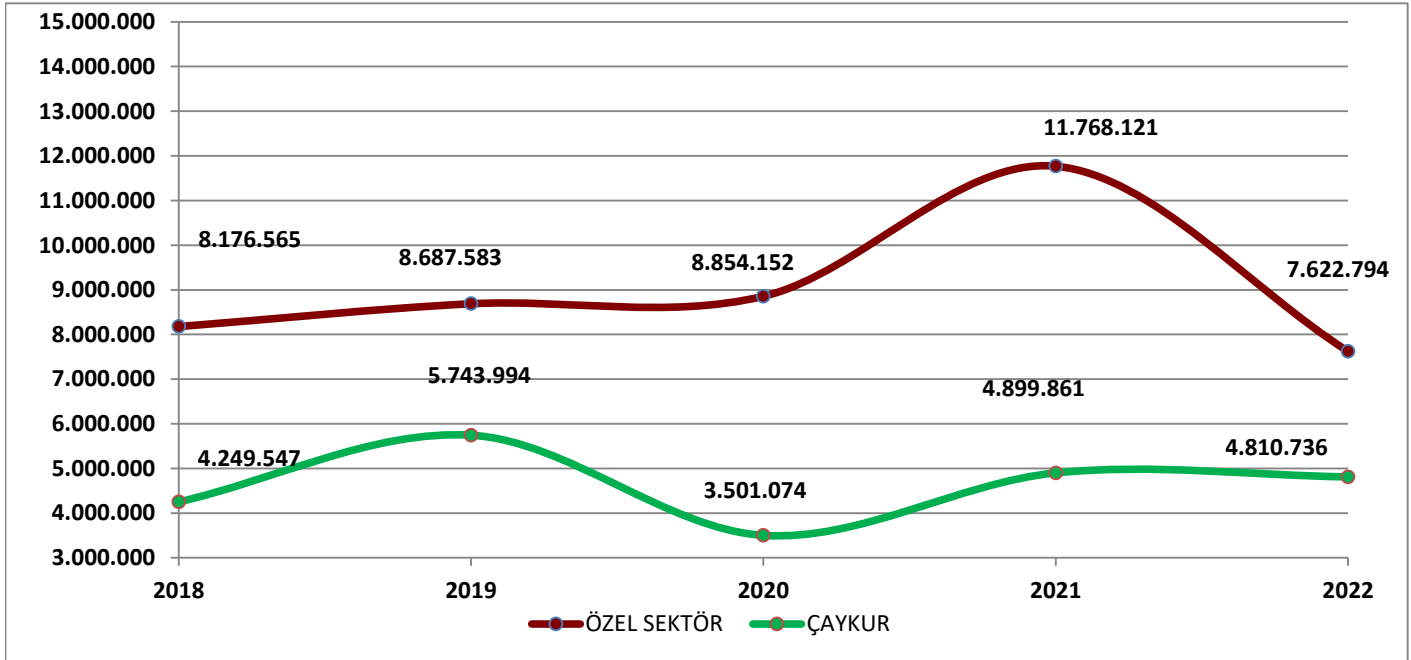
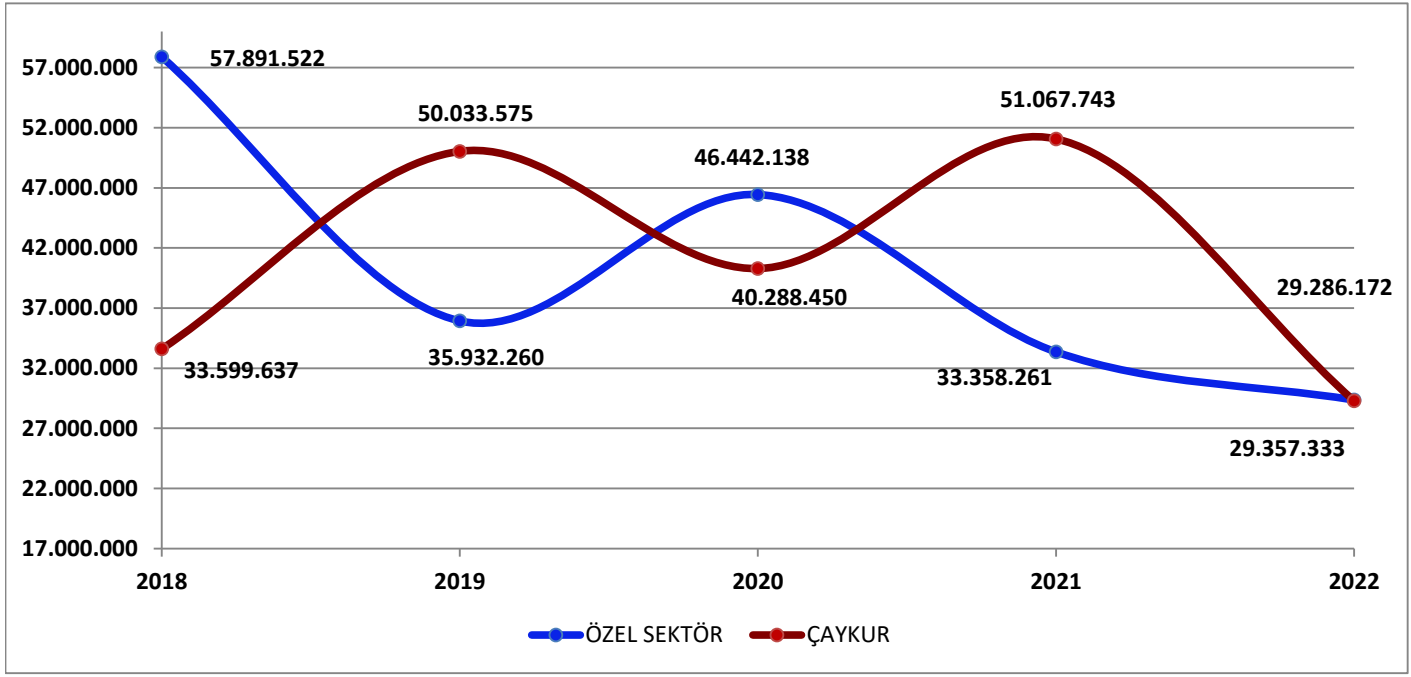
RİZE TİCARET BORSASI	2018	2019	2020	2021	2022	% + -
ÖZEL SEKTÖR	219.465.693	150.559.918	186.752.148	164.322.190	193.064.646	14,89
ÇAYKUR	179.604.039	232.128.079	202.951.173	258.512.554	178.348.740	-44,95
TOPLAM	399.069.732	382.687.997	389.703.321	422.834.744	371.413.386	-13,84


TRABZON TİCARET BORSASI	2018	2019	2020	2021	2022	% + -
ÖZEL SEKTÖR	57.891.522	35.932.260	46.442.138	33.358.261	29.357.333	-13,63
ÇAYKUR	33.599.637	50.033.575	40.288.450	51.067.743	29.286.172	-74,37
TOPLAM	91.491.159	85.965.835	86.730.588	84.426.004	58.643.505	-43,96

GİRESUN TİCARET BORSASI	2018	2019	2020	2021	2022	% + -
ÖZEL SEKTÖR	8.176.565	8.687.583	8.854.152	11.768.121	7.622.794	-54,38
ÇAYKUR	4.249.547	5.743.994	3.501.074	4.899.861	4.810.736	-1,85
TOPLAM	12.426.112	14.431.577	12.355.226	16.667.982	12.433.530	-34,06

GENEL TOPLAM	2018	2019	2020	2021	2022	% + -
ÇAYKUR TOPLAMI	217.453.223	287.905.648	246.740.697	314.480.158	212.445.648	-48,03
ÖZEL SEKTÖR TOPLAM	285.533.780	195.179.761	242.048.438	209.448.572	230.044.773	8,95
GENEL TOPLAM	502.987.003	483.085.409	488.789.135	523.928.730	442.490.421	-18,40







RİZE TİCARET BORSASI



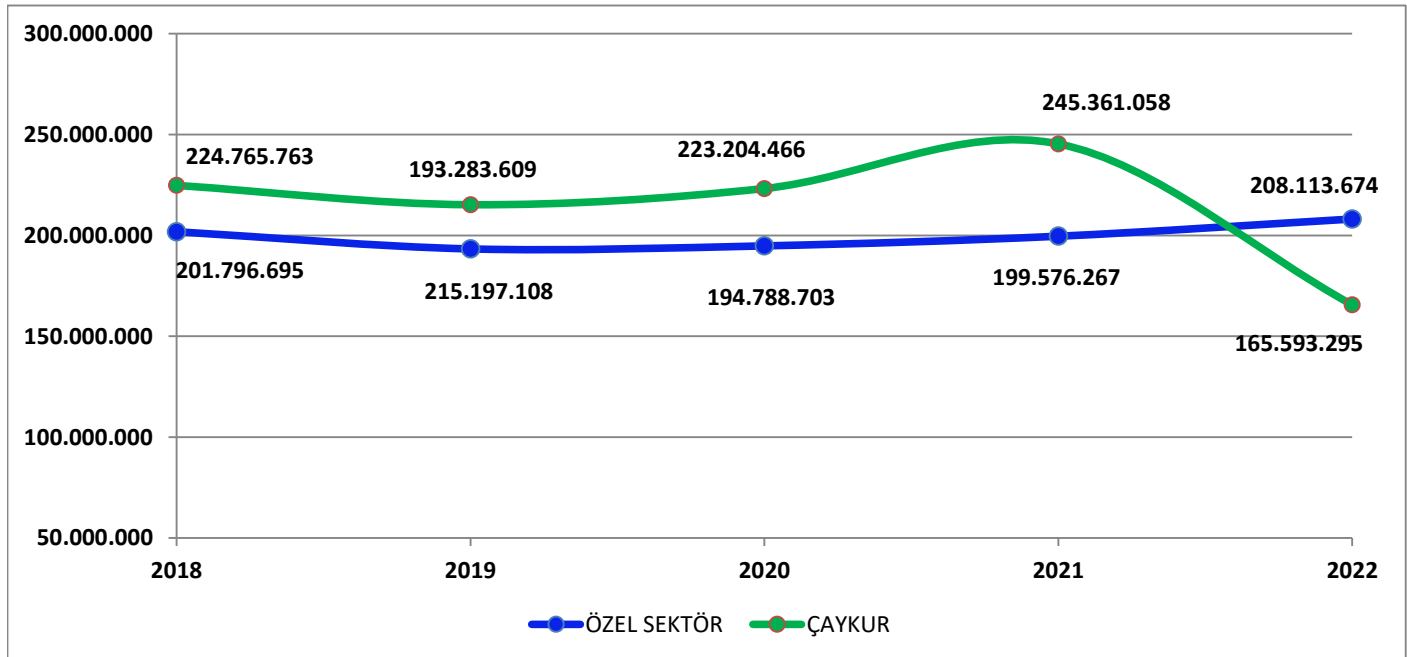
2018 - 2022 YILLARI 2. SÜRGÜN YAŞ ÇAY ALIMLARI

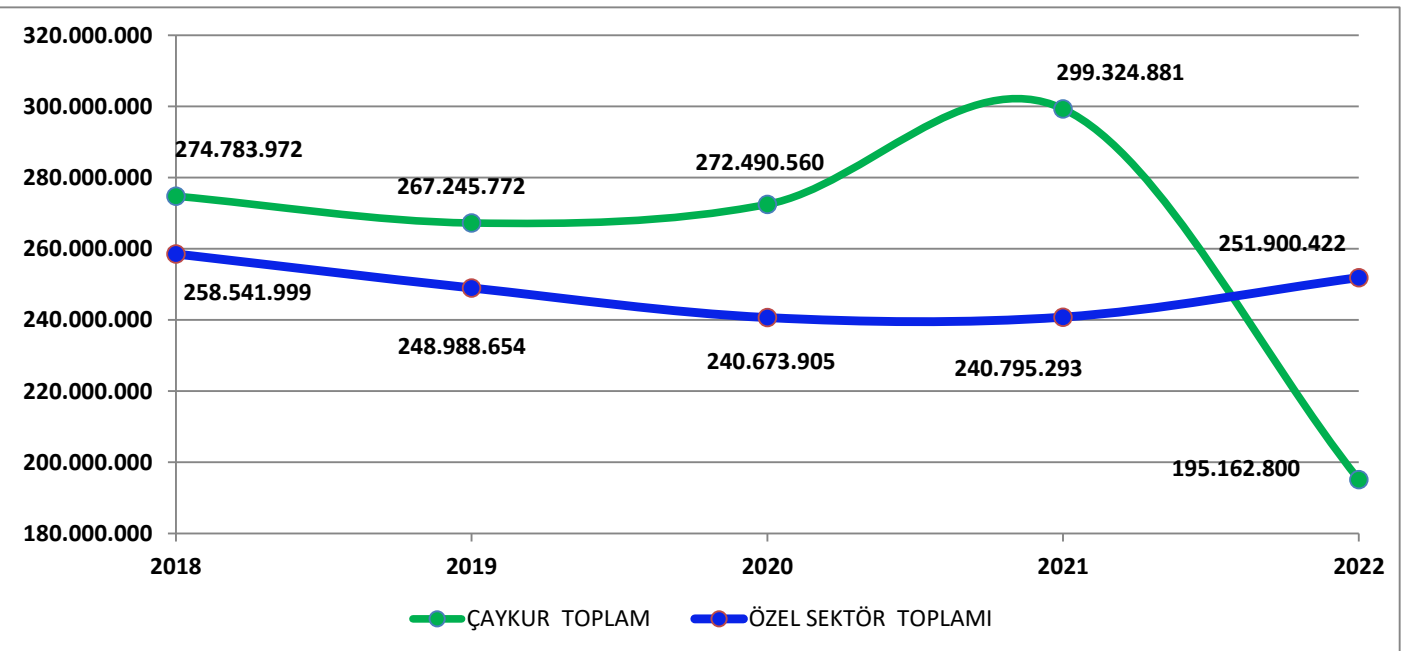
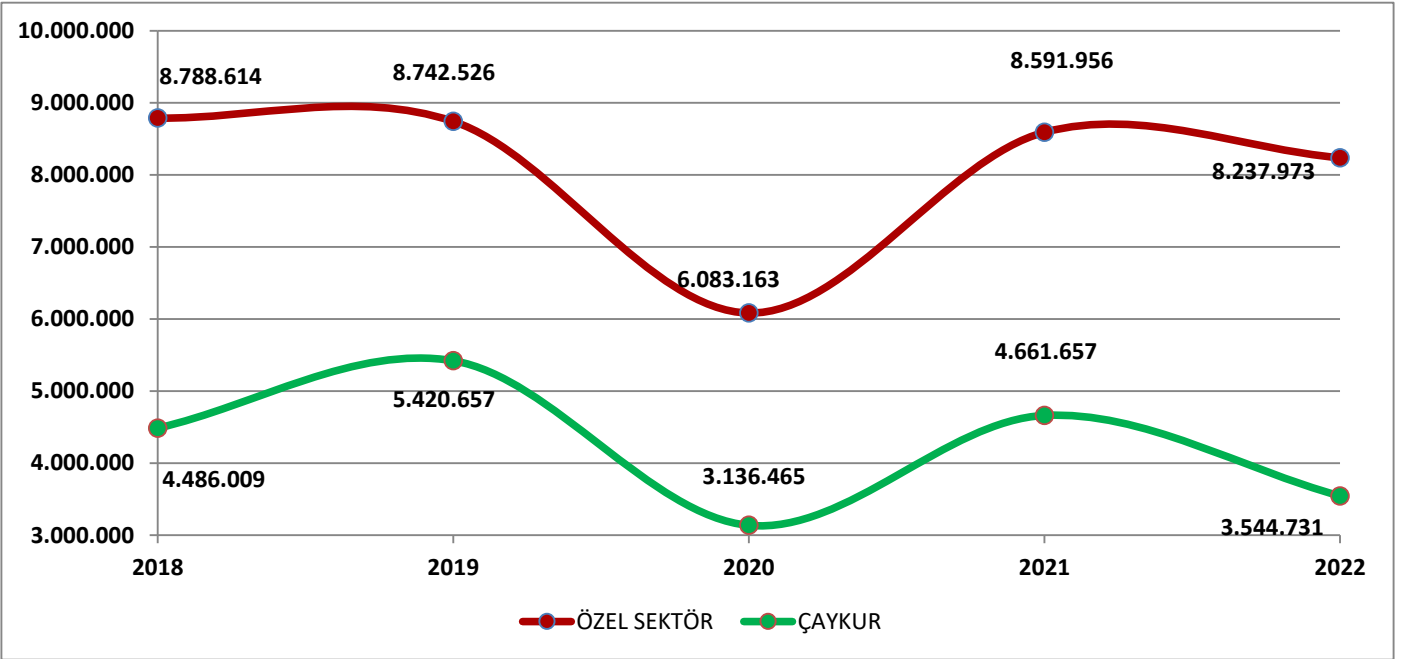
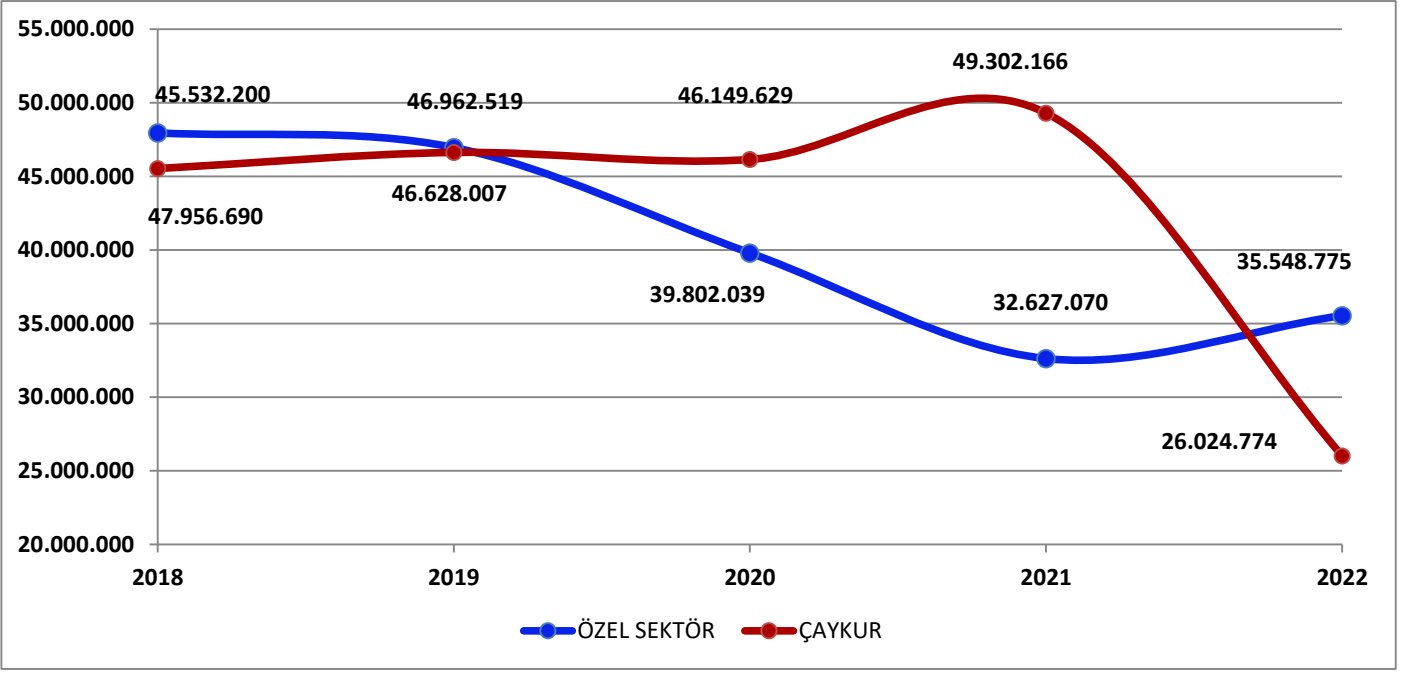
RİZE TİCARET BORSASI	2018	2019	2020	2021	2022	% + -
ÖZEL SEKTÖR	201.796.695	193.283.609	194.788.703	199.576.267	208.113.674	4,28
ÇAYKUR	224.765.763	215.197.108	223.204.466	245.361.058	165.593.295	-32,51
TOPLAM	426.562.458	408.480.717	417.993.169	444.937.325	373.706.969	-16,01


TRABZON TİCARET BORSASI	2018	2019	2020	2021	2022	% + -
ÖZEL SEKTÖR	47.956.690	46.962.519	39.802.039	32.627.070	35.548.775	8,95
ÇAYKUR	45.532.200	46.628.007	46.149.629	49.302.166	26.024.774	-47,21
TOPLAM	93.488.890	93.590.526	85.951.668	81.929.236	61.573.549	-24,85

GİRESUN TİCARET BORSASI	2018	2019	2020	2021	2022	% + -
ÖZEL SEKTÖR	8.788.614	8.742.526	6.083.163	8.591.956	8.237.973	-4,12
ÇAYKUR	4.486.009	5.420.657	3.136.465	4.661.657	3.544.731	-23,96
TOPLAM	13.274.623	14.163.183	9.219.628	13.253.613	11.782.704	-11,10

GENEL TOPLAM	2018	2019	2020	2021	2022	% + -
ÇAYKUR TOPLAM	274.783.972	267.245.772	272.490.560	299.324.881	195.162.800	-34,80
ÖZEL SEKTÖR TOPLAMI	258.541.999	248.988.654	240.673.905	240.795.293	251.900.422	4,61
GENEL TOPLAM	533.325.971	516.234.426	513.164.465	540.120.174	447.063.222	-17,23







RİZE TİCARET BORSASI



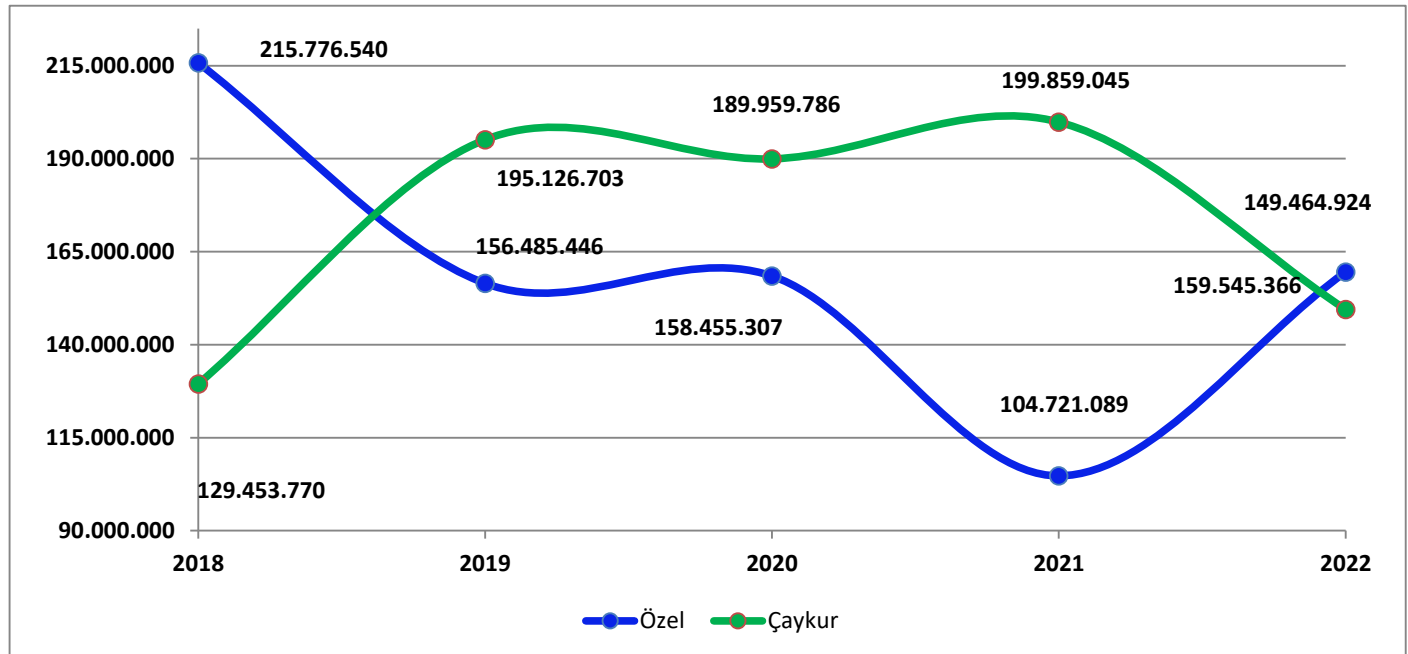
2018 - 2022 YILLARI 3. SÜRGÜN YAŞ ÇAY ALIMLARI

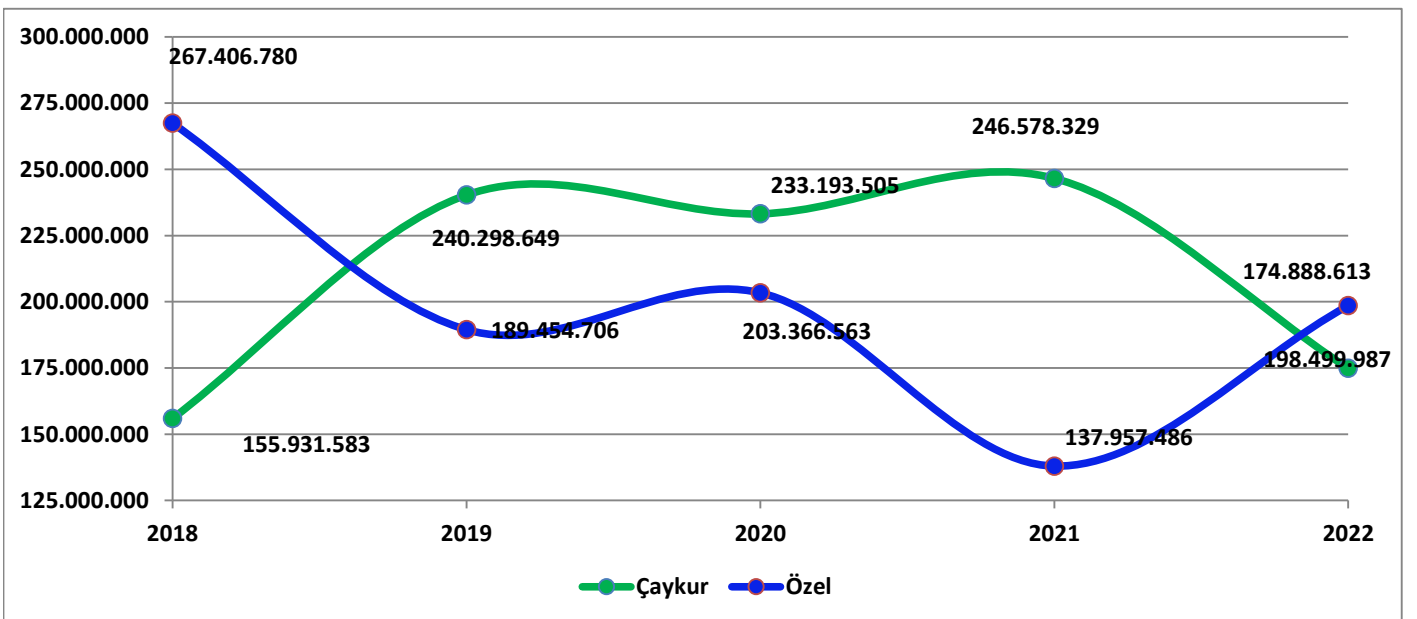
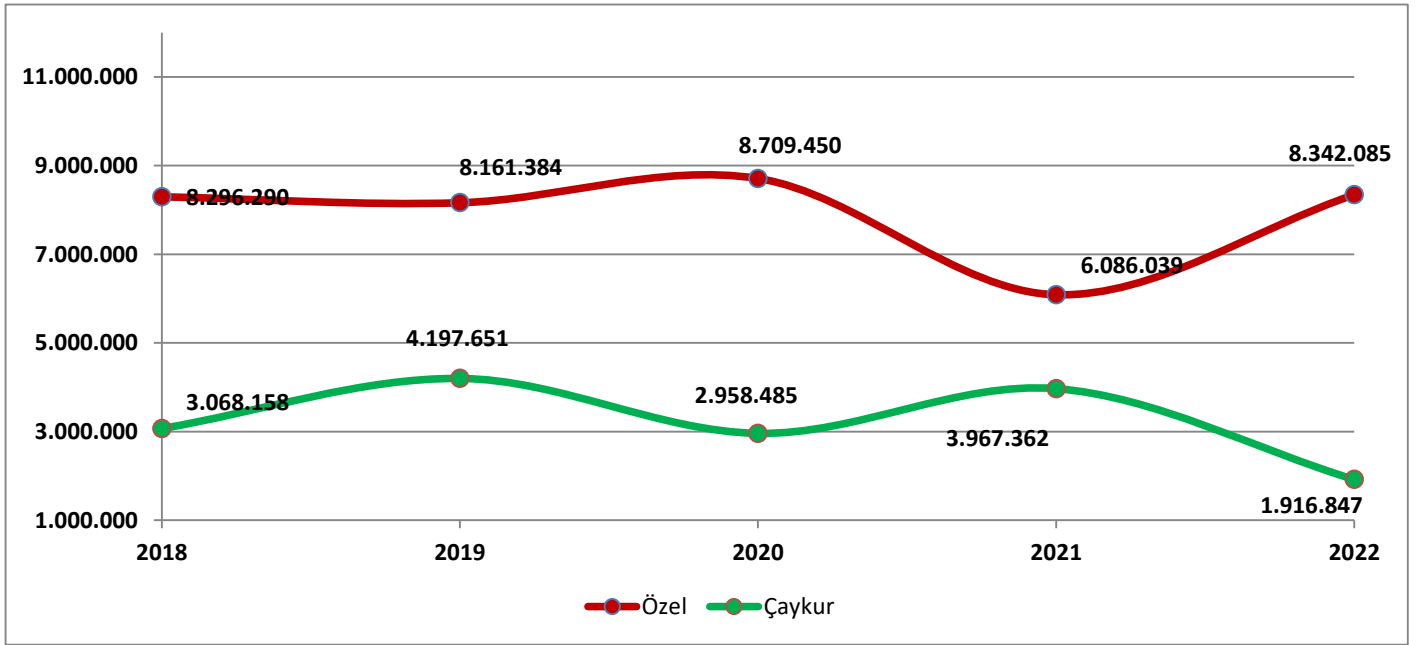
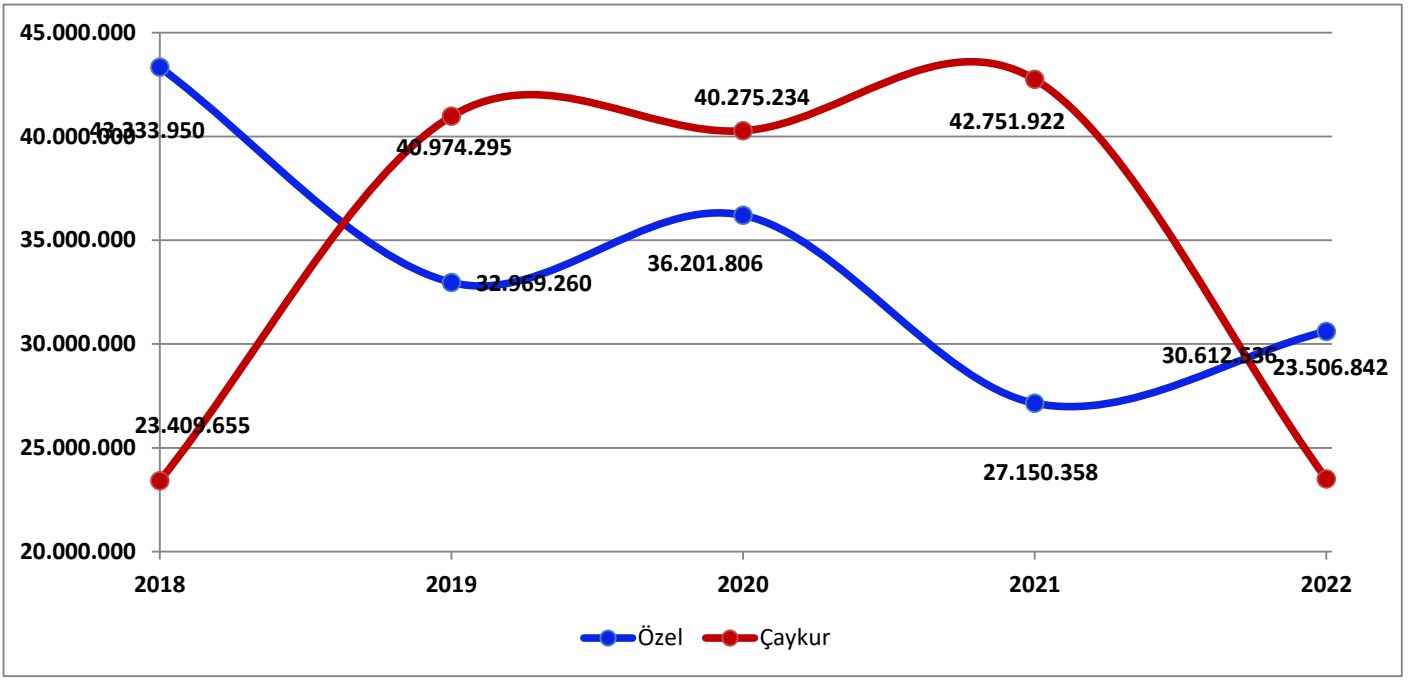
RİZE TİCARET BORSASI	2018	2019	2020	2021	2022	% + -
ÖZEL SEKTÖR	215.776.540	156.485.446	158.455.307	104.721.089	159.545.366	52,35
ÇAYKUR	129.453.770	195.126.703	189.959.786	199.859.045	149.464.924	-25,21
TOPLAM	345.230.310	351.612.149	348.415.093	304.580.134	309.010.290	1,45

TRABZON TİCARET BORSASI	2018	2019	2020	2021	2022	% + -
ÖZEL SEKTÖR	43.333.950	32.969.260	36.201.806	27.150.358	30.612.536	12,75
ÇAYKUR	23.409.655	40.974.295	40.275.234	42.751.922	23.506.842	-45,02
TOPLAM	66.743.605	73.943.555	76.477.040	69.902.280	54.119.378	-22,58

GIRESUN TİCARET BORSASI	2018	2019	2020	2021	2022	% + -
ÖZEL SEKTÖR	8.296.290	8.161.384	8.709.450	6.086.039	8.342.085	37,07
ÇAYKUR	3.068.158	4.197.651	2.958.485	3.967.362	1.916.847	-51,68
TOPLAM	11.364.448	12.359.035	11.667.935	10.053.401	10.258.932	2,04

GENEL TOPLAM	2018	2019	2020	2021	2022	% + -
ÇAYKUR TOPLAM	155.931.583	240.298.649	233.193.505	246.578.329	174.888.613	-29,07
ÖZEL SEKTÖR TOPLAMI	267.406.780	189.454.706	203.366.563	137.957.486	198.499.987	43,88
GENEL TOPLAM	423.338.363	429.753.355	436.560.068	384.535.815	373.388.600	-2,90







RİZE TİCARET BORSASI



2018 - 2022 YILLARI GENEL TOPLAM YAŞ ÇAY ALIMLARI

RİZE TİCARET BORSASI	2018	2019	2020	2021	2022	% + -
ÖZEL SEKTÖR	637.038.928	500.328.973	539.996.158	468.619.546	560.723.686	16,43
ÇAYKUR	533.823.572	642.451.890	616.115.425	703.732.657	493.406.959	-42,63
TOPLAM	1.170.862.500	1.142.780.863	1.156.111.583	1.172.352.203	1.054.130.645	-11,22

TRABZON TİCARET BORSASI	2018	2019	2020	2021	2022	% + -
ÖZEL SEKTÖR	149.182.162	115.864.039	122.445.983	93.135.689	95.518.644	2,49
ÇAYKUR	102.541.492	137.635.877	126.713.313	143.121.831	78.817.788	-81,59
TOPLAM	251.723.654	253.499.916	249.159.296	236.257.520	174.336.432	-35,52

GİRESUN TİCARET BORSASI	2018	2019	2020	2021	2022	% + -
ÖZEL SEKTÖR	25.261.469	25.591.493	23.646.765	26.446.116	24.202.852	-9,27
ÇAYKUR	11.803.714	15.362.302	9.596.024	13.528.880	10.272.314	-31,70
TOPLAM	37.065.183	40.953.795	33.242.789	39.974.996	34.475.166	-15,95

SAMSUN TİCARET BORSASI	2018	2019	2020	2021	2022	% + -
ÖZEL SEKTÖR	Yaşçay Rze'ye Aittir	3.284.690	6.666.821	7.247.442	6.295.853	-15,11

GENEL TOPLAM	2018	2019	2020	2021	2022	% + -
ÖZEL SEKTÖR TOPLAMI	811.482.559	641.784.505	686.088.906	595.448.793	686.741.035	13,29
ÇAYKUR TOPLAMI	648.168.778	795.450.069	752.424.762	860.383.368	582.497.061	-47,71
TOPLAM	1.459.651.337	1.437.234.574	1.438.513.668	1.455.832.161	1.269.238.096	-14,70

