



# RİZE TİCARET BORSASI



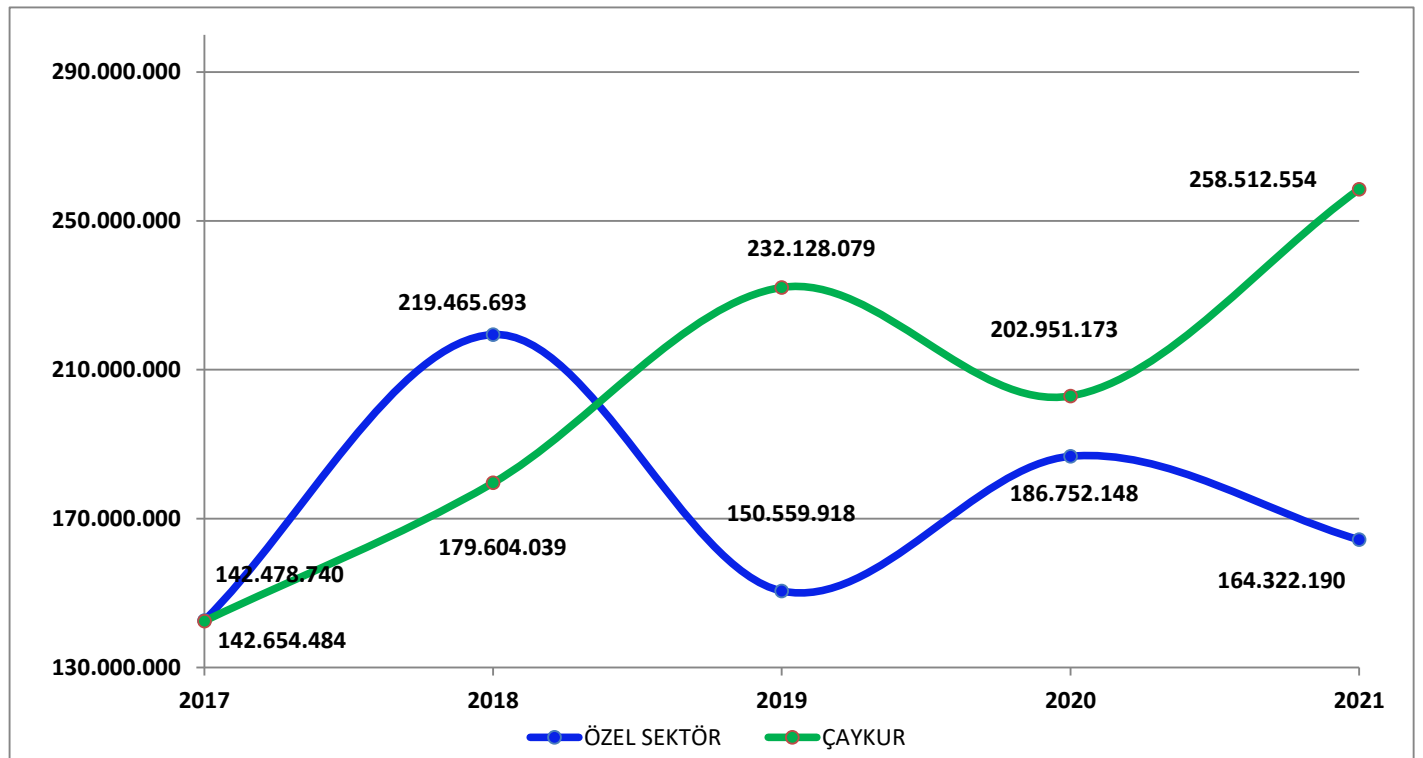
## 2017 - 2021 YILLARI 1. SÜRGÜN YAŞ ÇAY ALIMLARI

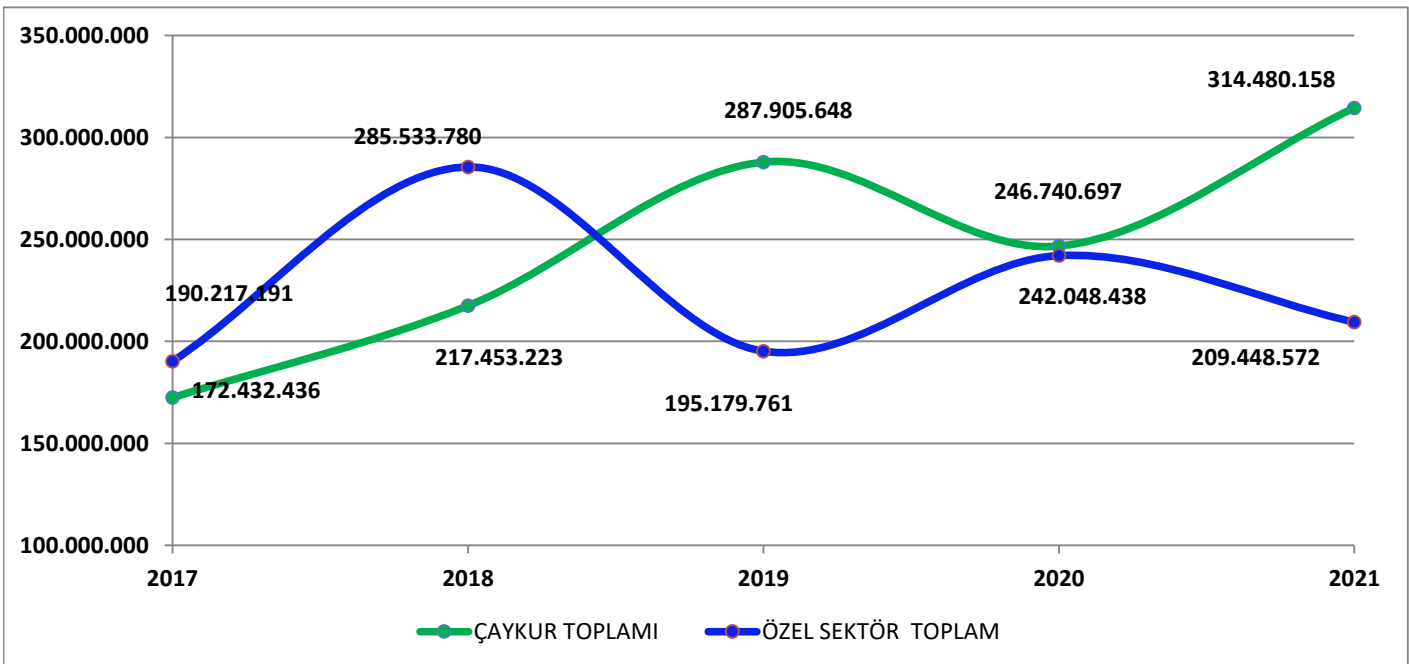
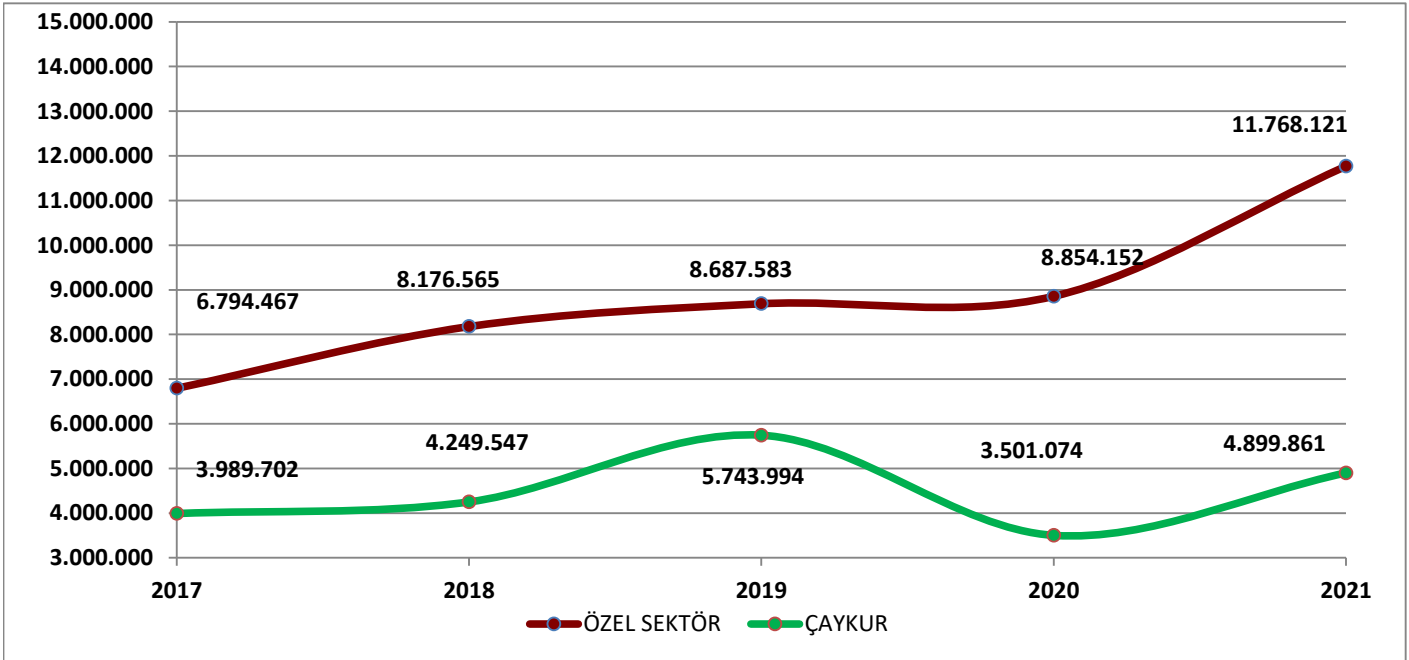
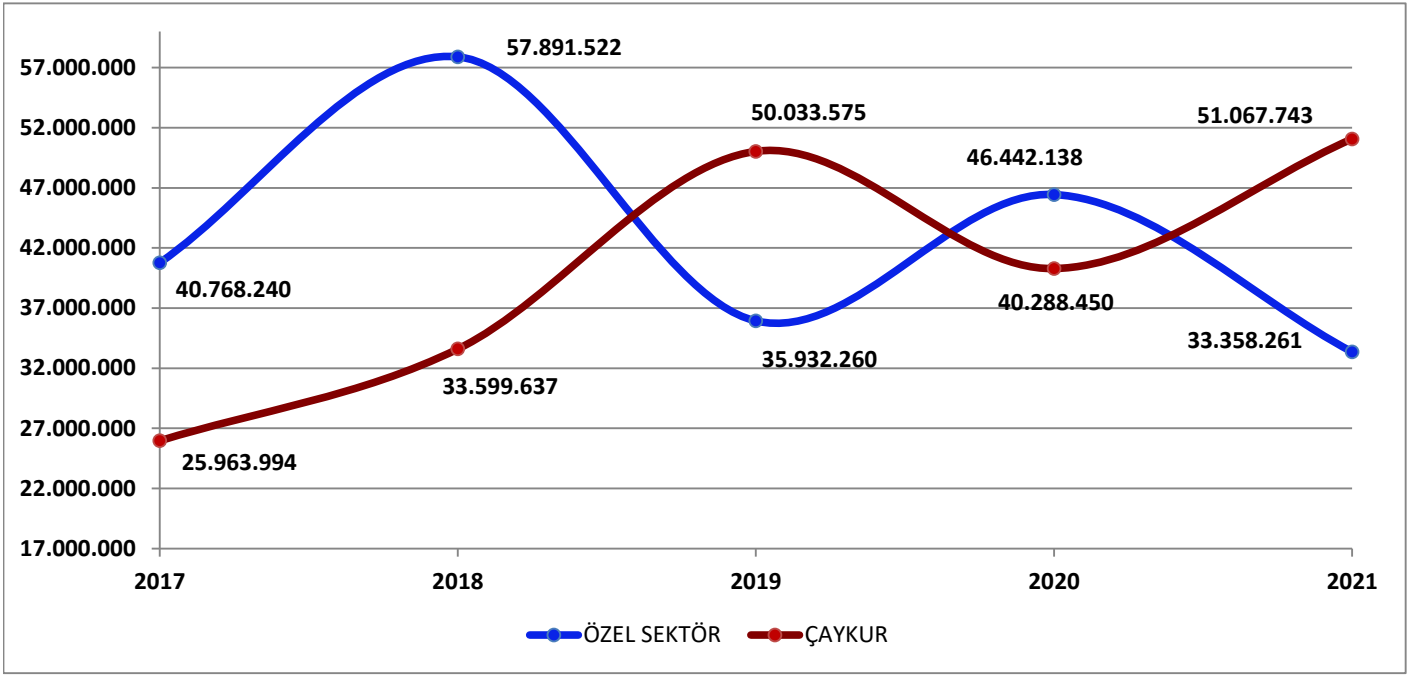
RİZE TİCARET BORSASI	2017	2018	2019	2020	2021	% + -
ÖZEL SEKTÖR	142.654.484	219.465.693	150.559.918	186.752.148	164.322.190	-13,65
ÇAYKUR	142.478.740	179.604.039	232.128.079	202.951.173	258.512.554	21,49
TOPLAM	285.133.224	399.069.732	382.687.997	389.703.321	422.834.744	7,84


TRABZON TİCARET BORSASI	2017	2018	2019	2020	2021	% + -
ÖZEL SEKTÖR	40.768.240	57.891.522	35.932.260	46.442.138	33.358.261	-39,22
ÇAYKUR	25.963.994	33.599.637	50.033.575	40.288.450	51.067.743	21,11
TOPLAM	66.732.234	91.491.159	85.965.835	86.730.588	84.426.004	-2,73

GİRESUN TİCARET BORSASI	2017	2018	2019	2020	2021	% + -
ÖZEL SEKTÖR	6.794.467	8.176.565	8.687.583	8.854.152	11.768.121	24,76
ÇAYKUR	3.989.702	4.249.547	5.743.994	3.501.074	4.899.861	28,55
TOPLAM	10.784.169	12.426.112	14.431.577	12.355.226	16.667.982	25,87

GENEL TOPLAM	2017	2018	2019	2020	2021	% + -
ÇAYKUR TOPLAMI	172.432.436	217.453.223	287.905.648	246.740.697	314.480.158	21,54
ÖZEL SEKTÖR TOPLAM	190.217.191	285.533.780	195.179.761	242.048.438	209.448.572	-15,56
GENEL TOPLAM	362.649.627	502.987.003	483.085.409	488.789.135	523.928.730	6,71







# RİZE TİCARET BORSASI



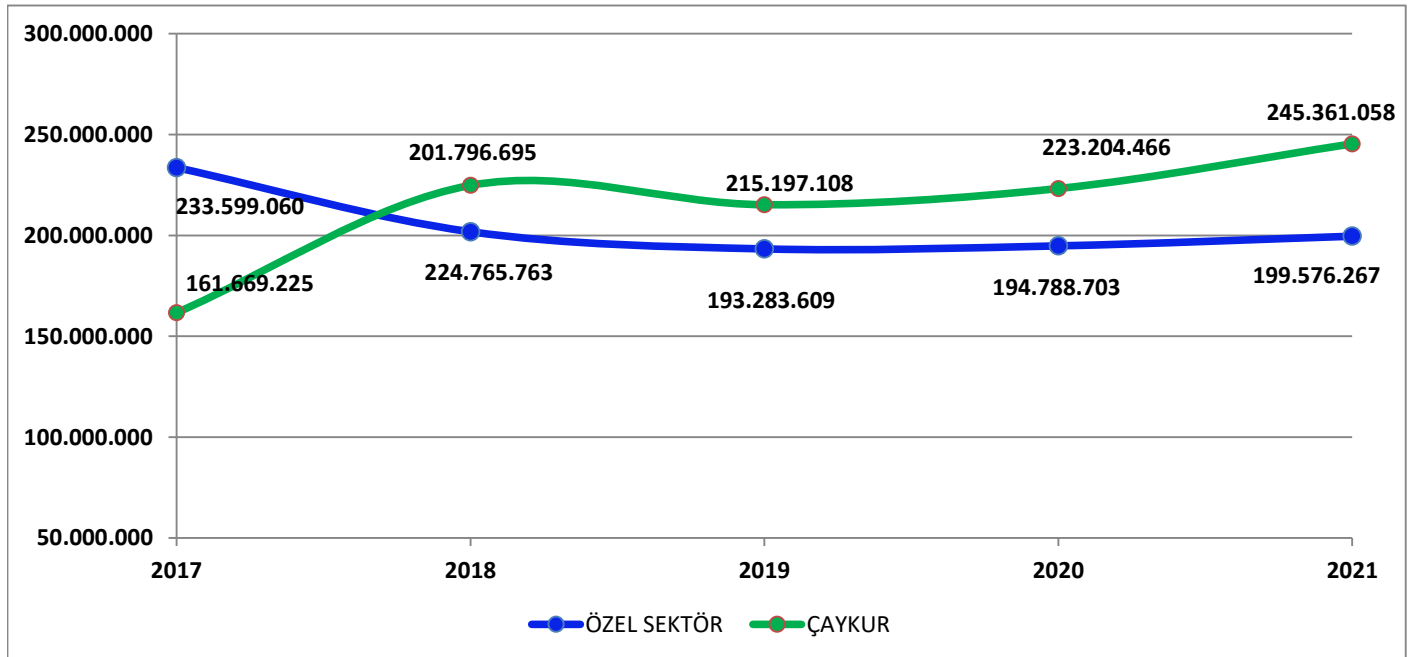
## 2017 - 2021 YILLARI 2. SÜRGÜN YAŞ ÇAY ALIMLARI

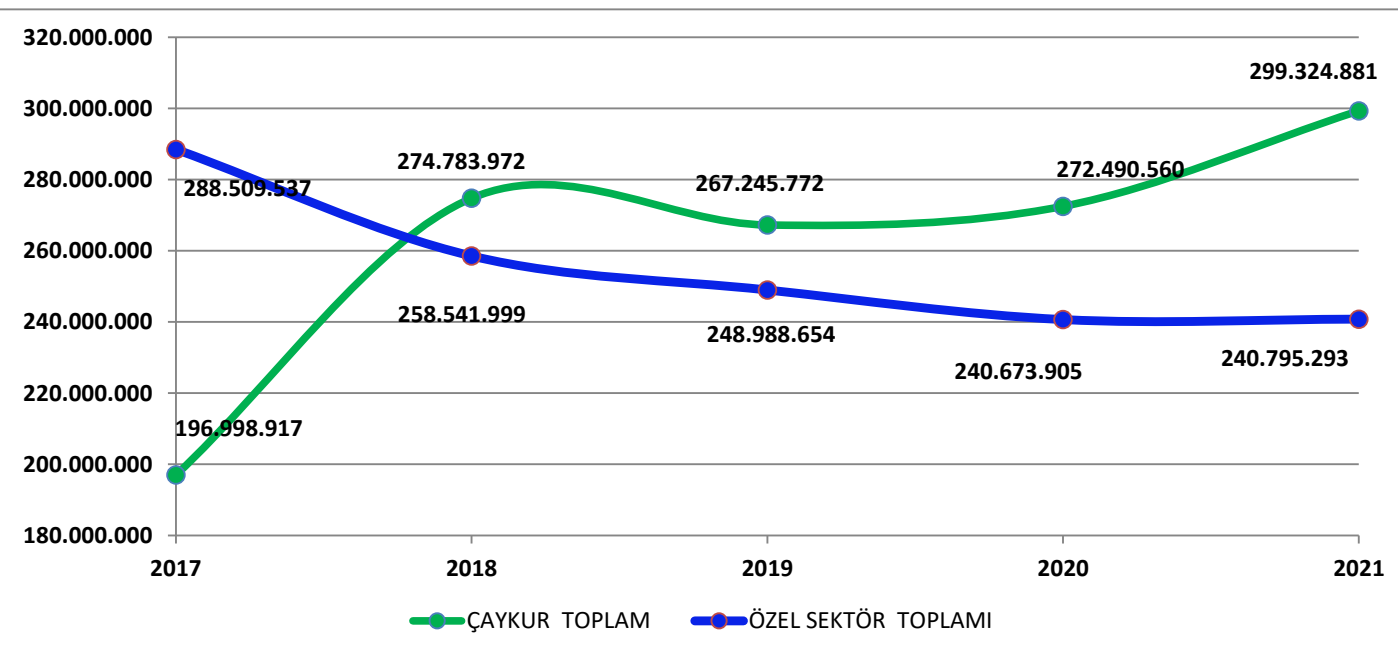
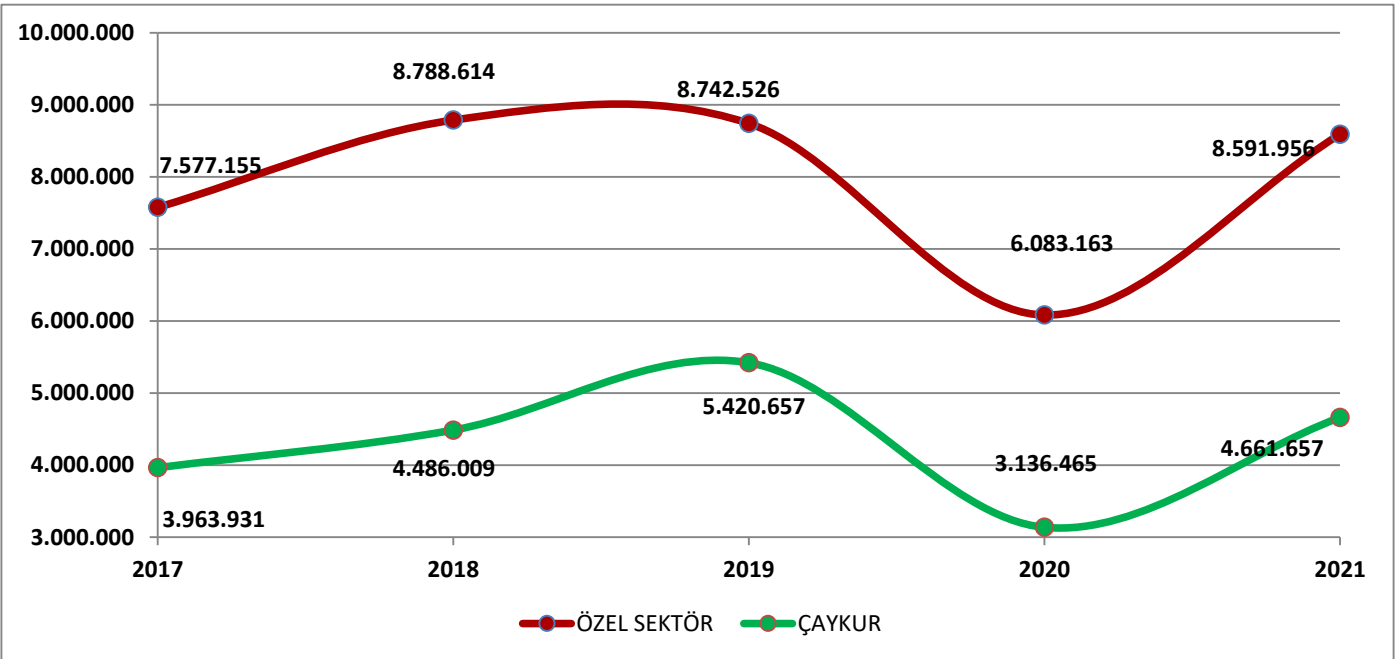
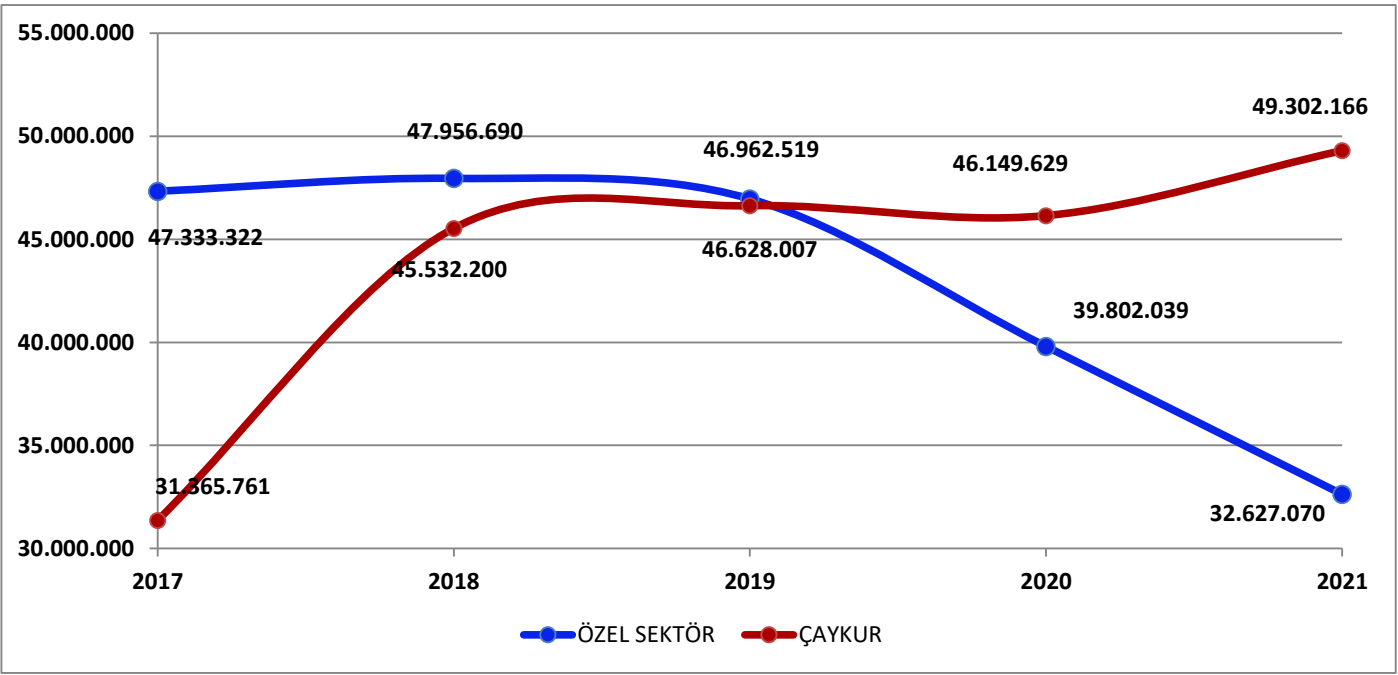
RİZE TİCARET BORSASI	2017	2018	2019	2020	2021	% + -
ÖZEL SEKTÖR	233.599.060	201.796.695	193.283.609	194.788.703	199.576.267	2,46
ÇAYKUR	161.669.225	224.765.763	215.197.108	223.204.466	245.361.058	9,93
TOPLAM	395.268.285	426.562.458	408.480.717	417.993.169	444.937.325	6,45


TRABZON TİCARET BORSASI	2017	2018	2019	2020	2021	% + -
ÖZEL SEKTÖR	47.333.322	47.956.690	46.962.519	39.802.039	32.627.070	-18,03
ÇAYKUR	31.365.761	45.532.200	46.628.007	46.149.629	49.302.166	6,83
TOPLAM	78.699.083	93.488.890	93.590.526	85.951.668	81.929.236	-4,68

GİRESUN TİCARET BORSASI	2017	2018	2019	2020	2021	% + -
ÖZEL SEKTÖR	7.577.155	8.788.614	8.742.526	6.083.163	8.591.956	41,24
ÇAYKUR	3.963.931	4.486.009	5.420.657	3.136.465	4.661.657	48,63
TOPLAM	11.541.086	13.274.623	14.163.183	9.219.628	13.253.613	43,75

GENEL TOPLAM	2017	2018	2019	2020	2021	% + -
ÇAYKUR TOPLAM	196.998.917	274.783.972	267.245.772	272.490.560	299.324.881	9,85
ÖZEL SEKTÖR TOPLAMI	288.509.537	258.541.999	248.988.654	240.673.905	240.795.293	0,05
GENEL TOPLAM	485.508.454	533.325.971	516.234.426	513.164.465	540.120.174	5,25







RİZE TİCARET BORSASI



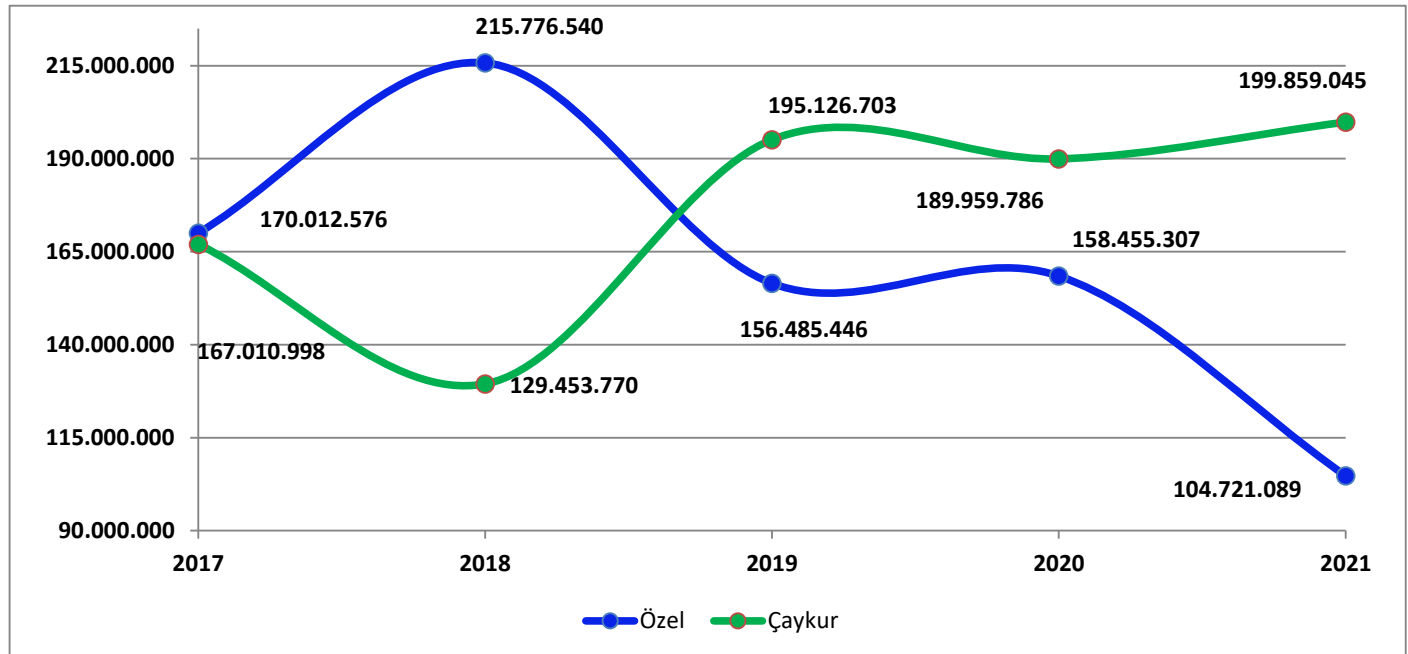
2017 - 2021 YILLARI 3. SÜRGÜN YAŞ ÇAY ALIMLARI

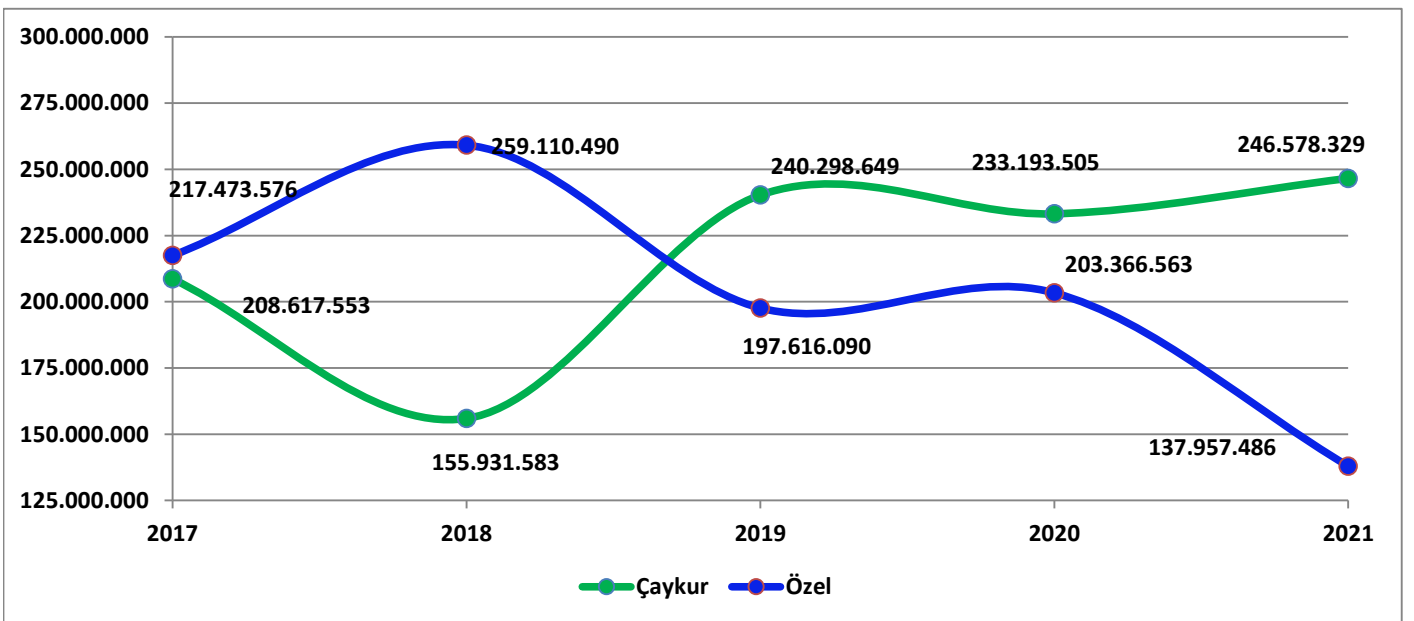
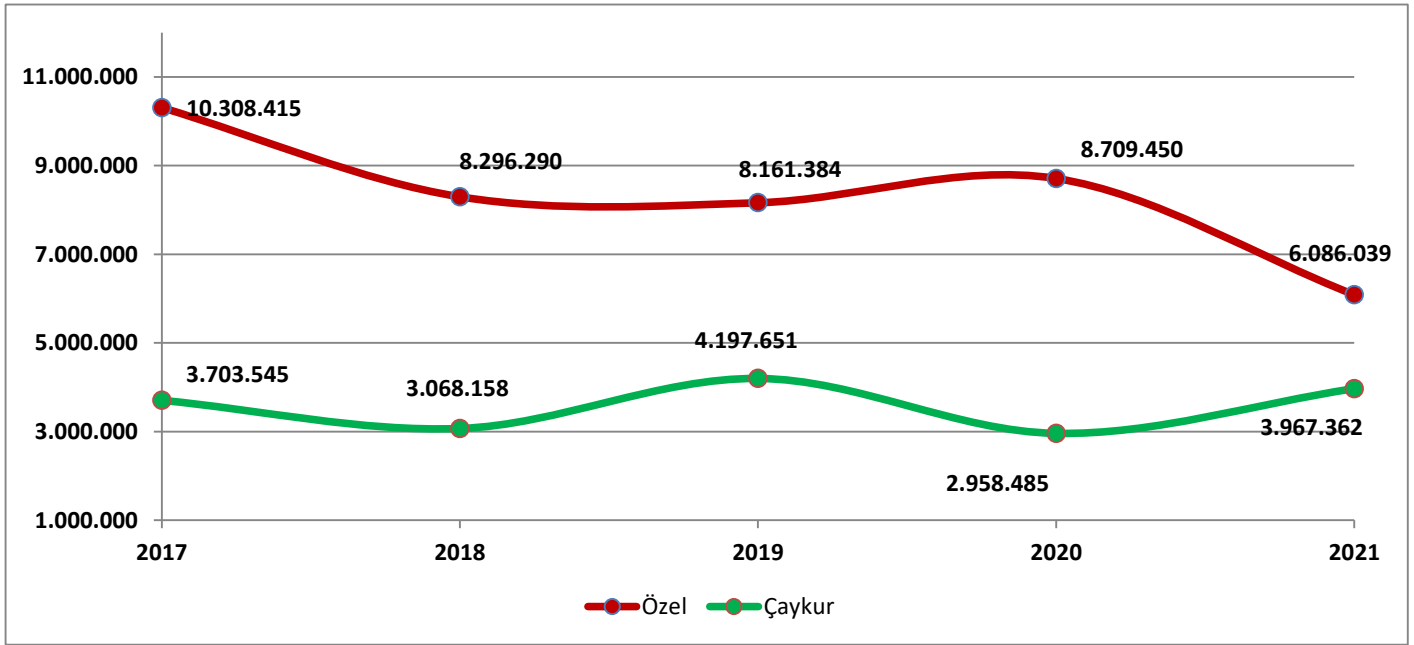
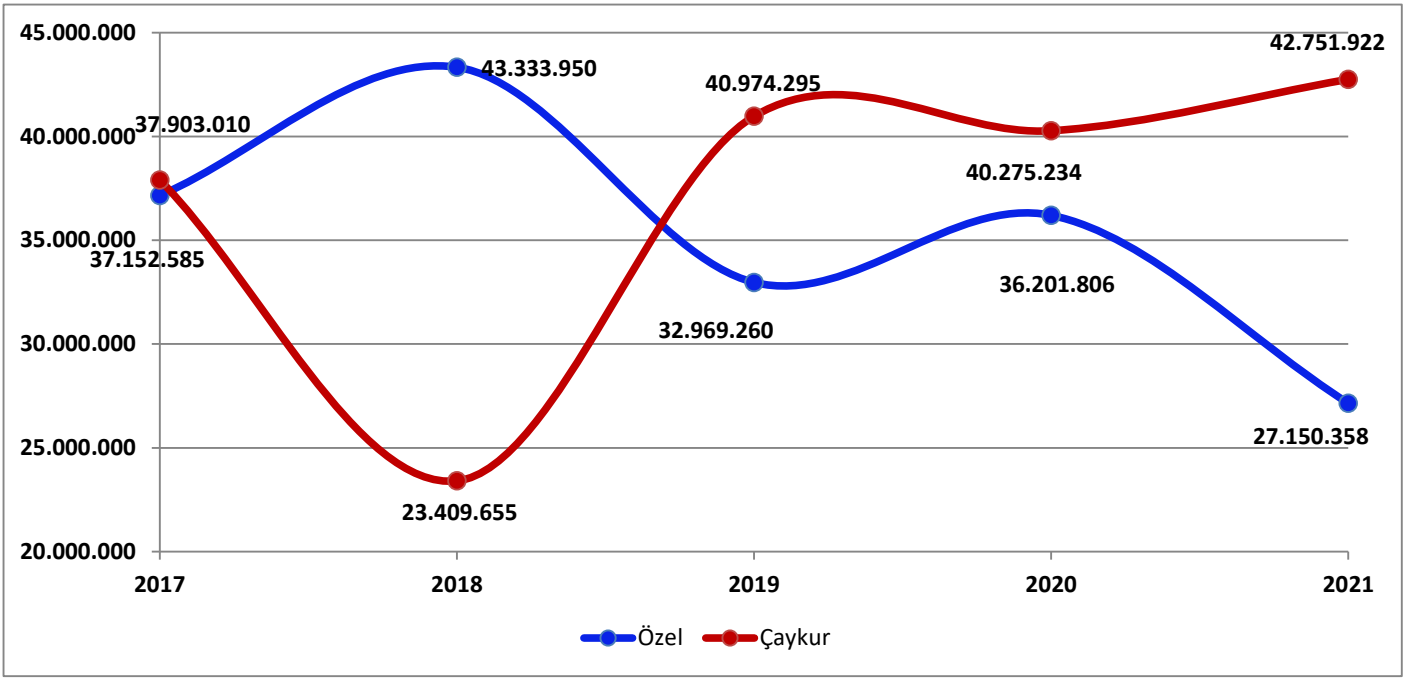
RİZE TİCARET BORSASI	2017	2018	2019	2020	2021	% + -
ÖZEL SEKTÖR	170.012.576	215.776.540	156.485.446	158.455.307	104.721.089	-33,91
ÇAYKUR	167.010.998	129.453.770	195.126.703	189.959.786	199.859.045	5,21
TOPLAM	337.023.574	345.230.310	351.612.149	348.415.093	304.580.134	-12,58

TRABZON TİCARET BORSASI	2017	2018	2019	2020	2021	% + -
ÖZEL SEKTÖR	37.152.585	43.333.950	32.969.260	36.201.806	27.150.358	-25,00
ÇAYKUR	37.903.010	23.409.655	40.974.295	40.275.234	42.751.922	6,15
TOPLAM	75.055.595	66.743.605	73.943.555	76.477.040	69.902.280	-8,60

GİRESUN TİCARET BORSASI	2017	2018	2019	2020	2021	% + -
ÖZEL SEKTÖR	10.308.415	8.296.290	8.161.384	8.709.450	6.086.039	-30,12
ÇAYKUR	3.703.545	3.068.158	4.197.651	2.958.485	3.967.362	34,10
TOPLAM	14.011.960	11.364.448	12.359.035	11.667.935	10.053.401	-13,84

GENEL TOPLAM	2017	2018	2019	2020	2021	% + -
ÇAYKUR TOPLAM	208.617.553	155.931.583	240.298.649	233.193.505	246.578.329	5,74
ÖZEL SEKTÖR TOPLAMI	217.473.576	259.110.490	197.616.090	203.366.563	137.957.486	-32,16
GENEL TOPLAM	426.091.129	415.042.073	437.914.739	436.560.068	384.535.815	-11,92







# RİZE TİCARET BORSASI



## 2017 - 2021 YILLARI GENEL TOPLAM YAŞ ÇAY ALIMLARI

RİZE TİCARET BORSASI	2017	2018	2019	2020	2021	% + -
ÖZEL SEKTÖR	546.266.120	637.038.928	500.328.973	539.996.158	468.619.546	-15,23
ÇAYKUR	471.158.963	533.823.572	642.451.890	616.115.425	703.732.657	12,45
TOPLAM	1.017.425.083	1.170.862.500	1.142.780.863	1.156.111.583	1.172.352.203	1,39

TRABZON TİCARET BORSASI	2017	2018	2019	2020	2021	% + -
ÖZEL SEKTÖR	125.254.147	149.182.162	115.864.039	122.445.983	93.135.689	-31,47
ÇAYKUR	95.232.765	102.541.492	137.635.877	126.713.313	143.121.831	11,46
TOPLAM	220.486.912	251.723.654	253.499.916	249.159.296	236.257.520	-5,46

GİRESUN TİCARET BORSASI	2017	2018	2019	2020	2021	% + -
ÖZEL SEKTÖR	24.680.037	25.261.469	25.591.493	23.646.765	26.446.116	10,59
ÇAYKUR	11.657.178	11.803.714	15.362.302	9.596.024	13.528.880	29,07
TOPLAM	36.337.215	37.065.183	40.953.795	33.242.789	39.974.996	16,84

SAMSUN TİCARET BORSASI	2017	2018	2019	2020	2021	% + -
ÖZEL SEKTÖR	Yaşçay Rze'ye Aittir		3.284.690	6.666.821	7.247.442	8,01

GENEL TOPLAM	2017	2018	2019	2020	2021	% + -
ÖZEL SEKTÖR TOPLAMI	696.200.304	811.482.559	641.784.505	692.755.727	595.448.793	-16,34
ÇAYKUR TOPLAMI	578.048.906	648.168.778	795.450.069	752.424.762	860.383.368	12,55
TOPLAM	1.274.249.210	1.459.651.337	1.437.234.574	1.445.180.489	1.455.832.161	0,73

